

Necklace "Summer"

Created by Lana May www.lana-bead.info
and presented by www.ArtBeadCircle.com

Supplies needed:

Seed beads size 11/0: green- 18gr;
white- 15gr;
purple- 10gr;
Seed beads size 8/0 two colors – 10gr each color;
27-30 round beads 6mm; Clasp;
Needle #10; Fire Line 6lb-8lb.



Instruction

Leave the end of the tread 8-10in.

* Pick up 3 green seed beads (gb), 2 white seed beads (wb), 5 green seed beads (gb), 2 white seed beads (wb), 5 green seed beads (gb), 8 white seed beads (wb). Pass through two wb, make the circle. Pic.1.

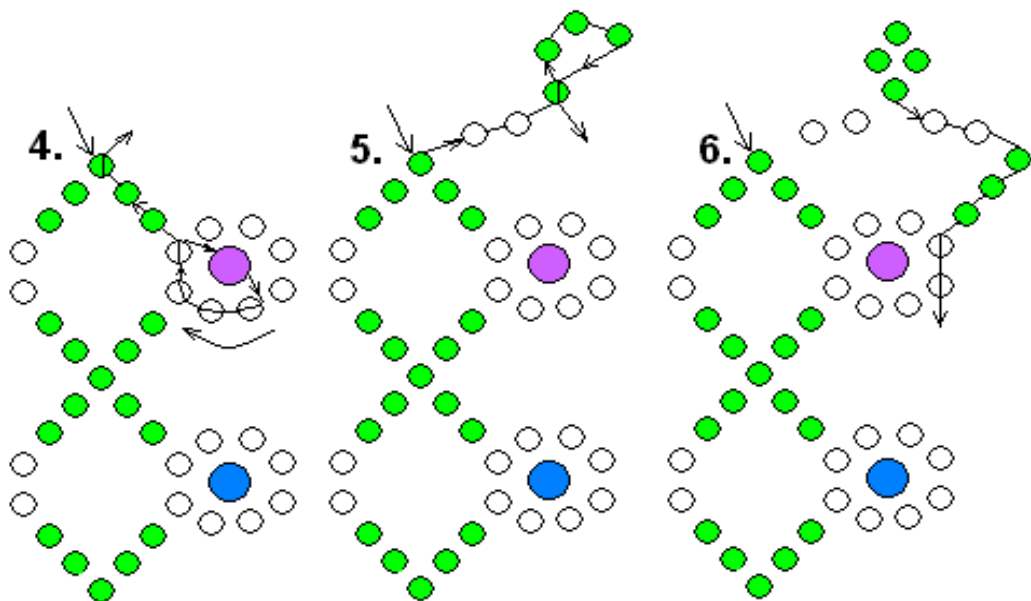
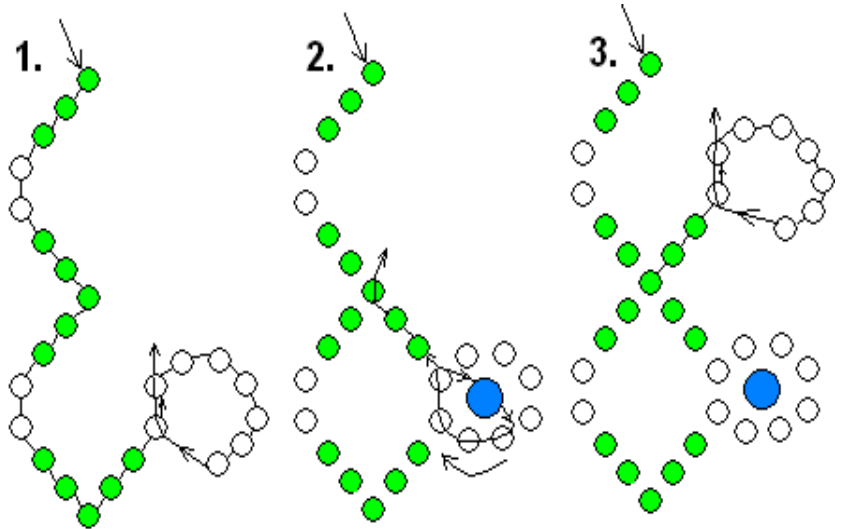
* Pick up seed beads size 8/0 (sb) and pass through last 4 wb from the circle. Pick up 2gb. Pass through middle gb. Pic.2.

* Pick up 2gb and 8wb. Again make the circle. Pic.3.

* Pick up second color sb and pass through last 4wb. Pick up 2gb. Pass through first gb. Pic.4.

* Pick up 2wb and 4gb. Pass back through first gb that you just pick up. Pic.5.

* Pick up 2 wb and 3gb. Pass through two wb from last circle-flower. Pic.6.

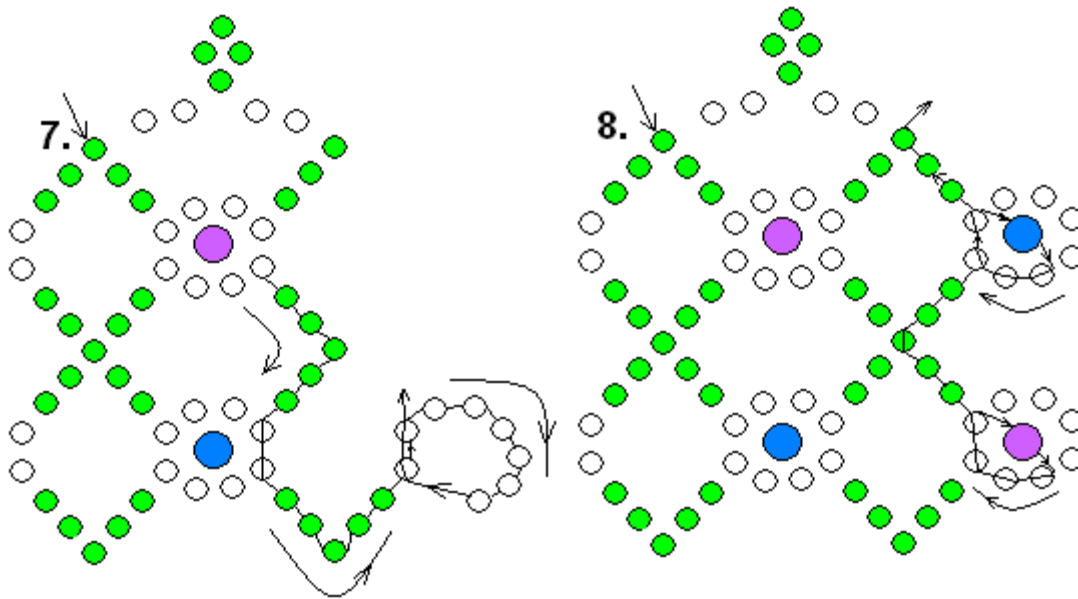


*Pick up 5gb and pass through 2wb from next flower. Pick up 5wb and 8wb. Pass through two wb, make the circle. Pic.7.

Again pick up 1sb first color and pass through 4wb. Pick up 2gb. Pass through middle gb.

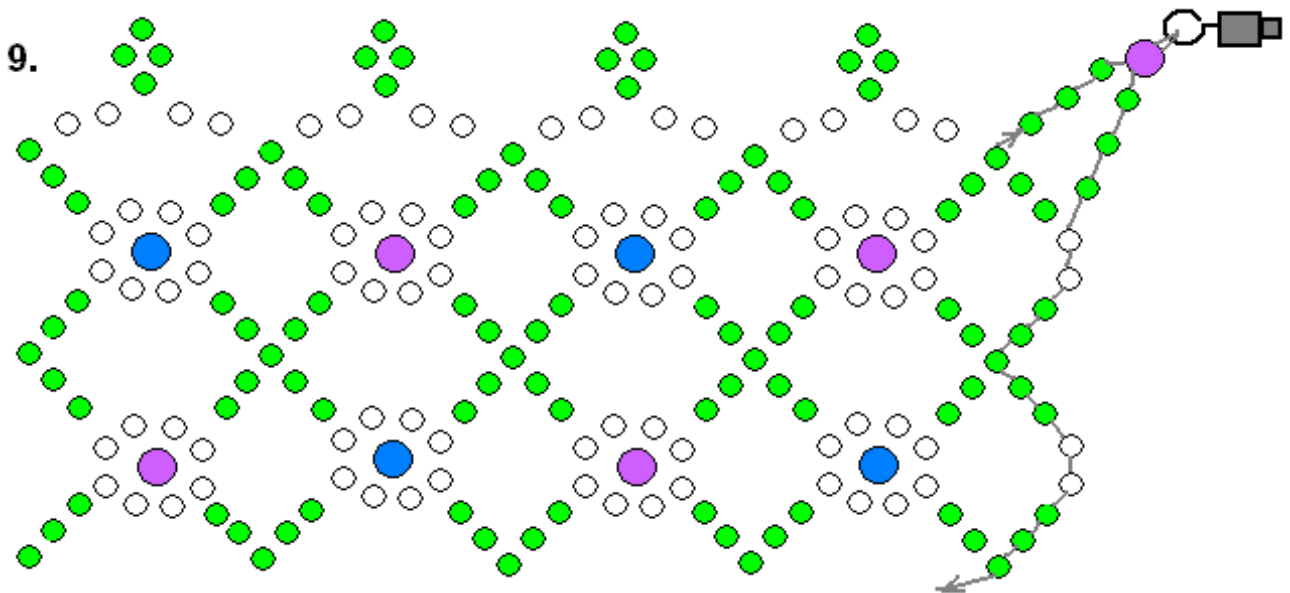
Pick up 2gb and 8wb. Make the circle. Pick up sb second color and pass through 4wb. Pick up 2 gb and pass through first gb.

Continue this technique from picture 5 through 8 until you have length of your necklace.



Last row do not pick up 8 wb. You will need only 2wb.

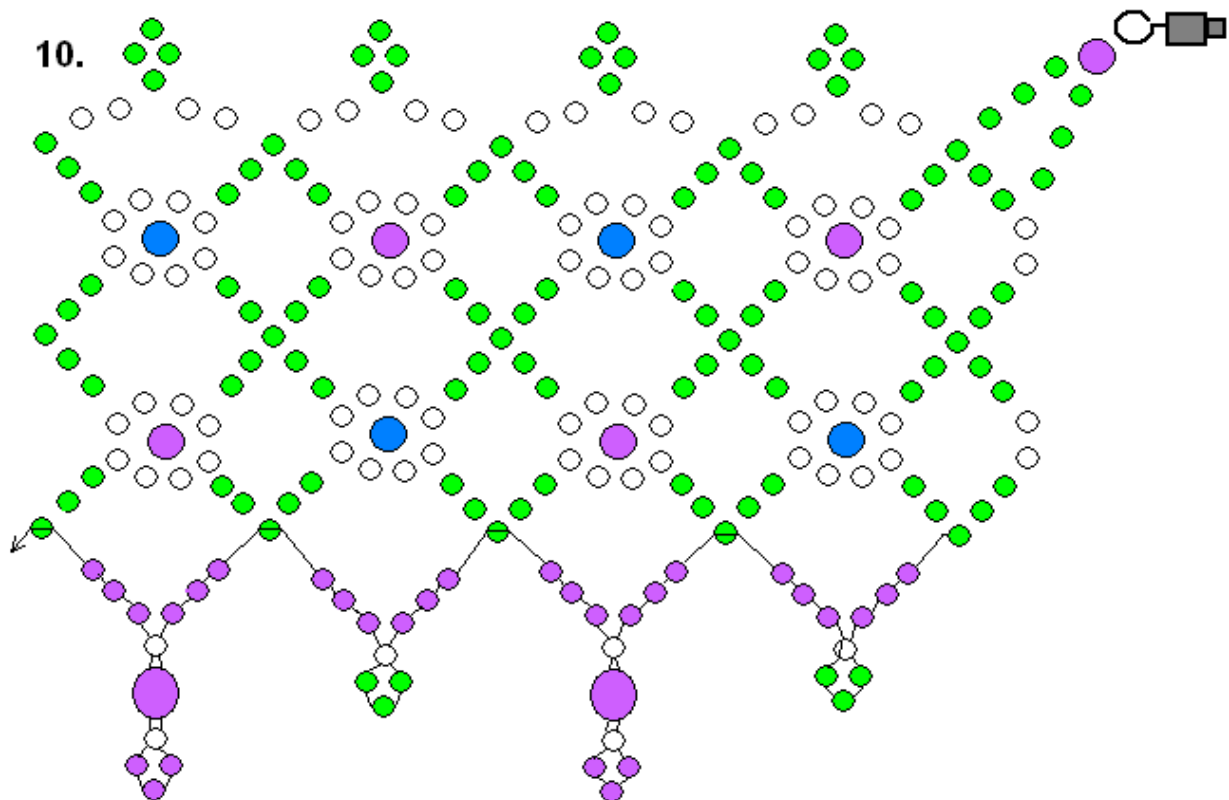
Sow clasp. Pick up 3gb, bead 6mm. Make knot on the clasp. Pass back through bead 6mm. Pick up 3wb. Pass down through 2wb, 5 gb, 2wb, 3 gb. Pic.9.



Pick up 3 purple seed beads (pb), 1wb, and 3gb. Pass back through wb. Pick up 3 pb and pass through bottom middle gb.

Pick up 3pb, 1wb, bead 6mm, 1 wb, and 3 pb. Pass back through 1wb, bead 6mm, 1 wb. Pick up 3pb and pass through bottom middle gb.

Continue pick up seed beads and bead 6mm in this order on all length of necklace. Pic.10



Last time pass through 3 gb, 2 wb, 5 gb, 2 wb.

Sow second part of clasp. Pick up 3 gb, sb. Make knot on the clasp. Pass back 1 sb. Pick up 3gb. Pass through 3gb, 2 wb, 2gb. Make knots between beads on the main thread. Picture 11 (black lines).

Thread needle with your start end. Pass back through 3 gb, 1sb, 3gb, 2 wb, 2gb. Make knots between beads on the main thread. Picture 11 (red lines).

